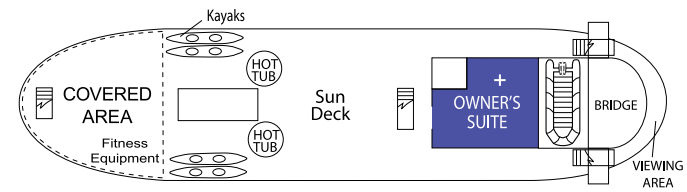


Wilderness Legacy

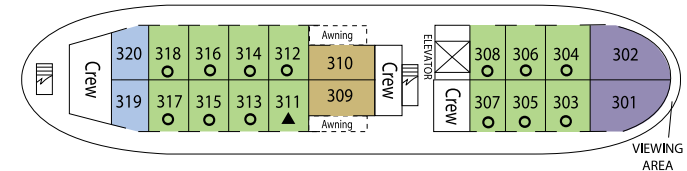
86 Guests / 35 Crew / 43 Cabins / Length 192'

The one-of-a-kind *Legacy* sails to the farthest reaches spinning yarns of adventure along the way. Like the crew and guests having the time of their lives, she hums with each new opportunity. It's no wonder that for many of the crew (and office folk), she's a first love that never fades.

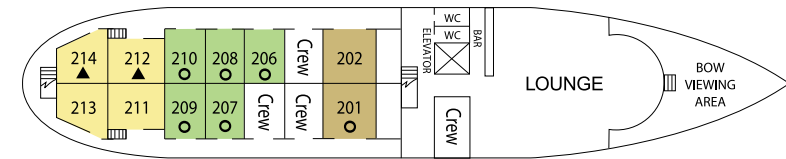
Equipped with kayaks, paddle boards and skiffs, and in Pacific Northwest, the *Sea Dragon*—her launch pad to adventure. She is ready for exploration, and has the most spacious viewing decks in the fleet. Wherever she sails, she announces her arrival with the blow of a whistle.



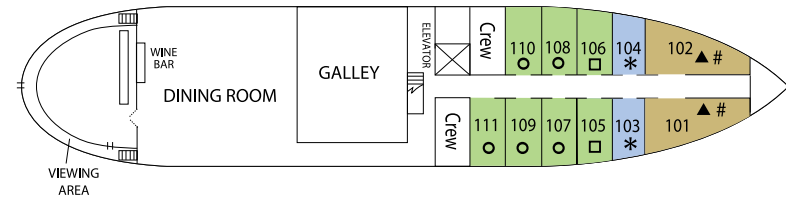
Bridge Deck



Upper Deck



Lounge Deck



Main Deck

Double or Triple Accommodation + Quad Accommodation * Single or Double Accommodation
▲ Fixed Queen Bed □ Fixed Double Bed ○ Fixed Twin Beds



Owner's Suite (OWN)
300sf sitting area, wet bar, refrigerator, media center; 300sf master bedroom; king bed; view windows; private bath with Jacuzzi tub/shower (sofa bed for triple/quad)



Pathfinder (PAT)
Queen or twin beds; view window; private bath with shower



Jr Commodore (JCO)
Fixed queen bed; wrap-around view windows; private bath with shower



Trailblazer (TRB)
Fixed queen, double, or twin beds; view window; private bath with shower



Explorer (XPL)
Queen, fixed queen, or twin beds; view window; private bath with shower (trundle available for triple)



Navigator (NAV)
Fixed double bed; view window; private bath with shower

All cabins are outside and above deck with view windows.
Cabin/ship diagram not to scale. Images may not represent all cabins within a category.

