

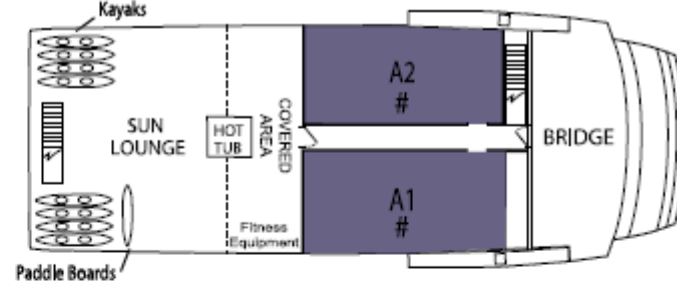
Safari Explorer

36 Guests / 15 Crew / 18 Cabins

This high-end SUV of a ship is nimble, strong, and loving. Her performance- built rugged construction means access to faraway regions. But it's what's on the inside that makes this yacht the prize of the fleet. And with only 36 guests on board, the feel is decidedly exclusive.



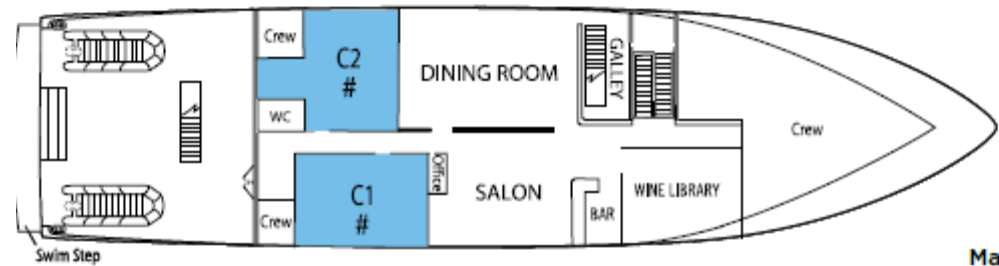
1-888-862-8881



Bridge Deck



Cabin Deck




Main Deck

Double or Triple Accommodation ▲ Fixed Queen Bed Hot Tub not available in Hawaii




Commodore Suite (COM)

View window and a sliding glass door opening to a small balcony; private bath with Jacuzzi tub and shower




Trallblazer (TRB)

King or twin beds; view window and windowed door; private bath with shower




Jr Commodore (JCO)

Separate sitting area; king or twin beds; view window and windowed door; private bath with Jacuzzi tub and shower



Navigator (NAV)

Queen or twin beds; view window and windowed door; private bath with shower



Admiral (ADM)

King or twin beds; windowed door or view windows; private bath with Jacuzzi tub and shower



Single (SGL)

Queen bed; view window and windowed door; private bath with shower

Vessel features, page 68. All cabins are outside and above deck with view windows. Cabin/ship diagram not to scale. Images may not represent all cabins within a category.